REVISION				
REV	DESCRIPTION	DRAWN	APPR	DATE
1	Catalogue	S.L.SON	J.H.YOUN	2015.09.14.

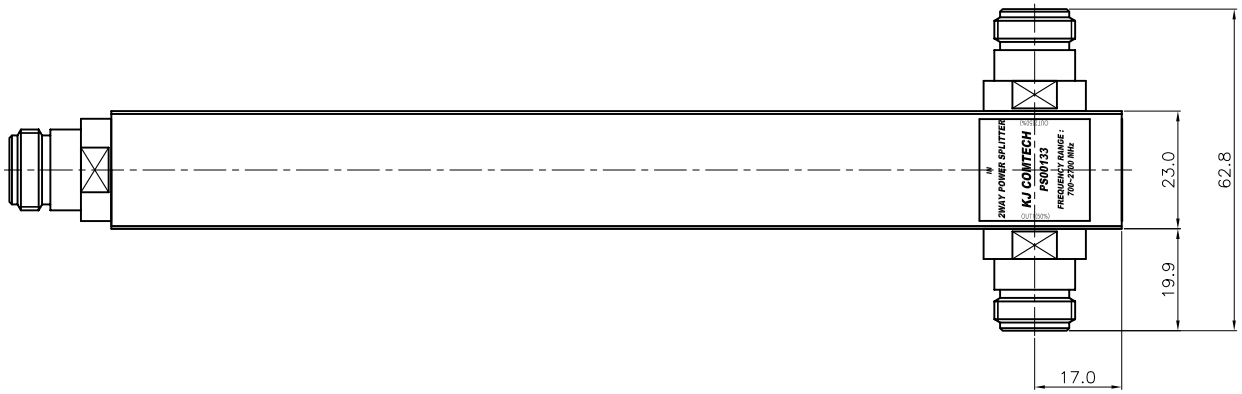

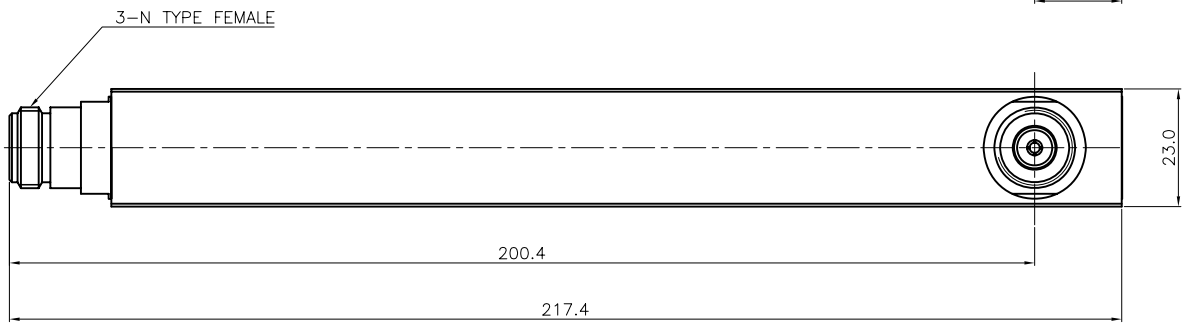

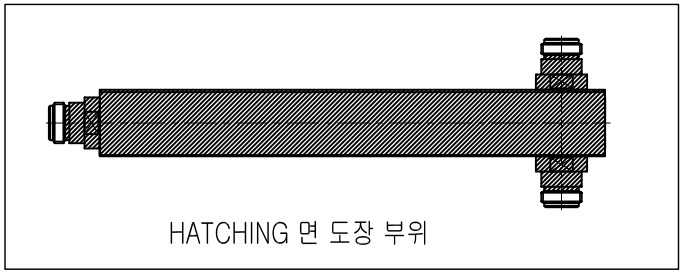

* ELECTRICAL SPECIFICATIONS
Frequency Range : 700 ~ 2700 MHz
Insertion Loss (Max.) : 3.3dB
Input V.S.W.R (Max.) : 1.2 : 1
PIM (Max.) : 3th -150.0dBc
(@43.0dBm 2Tone)
Power Handling (Max.) : 300.0W
Impedance : 50 Ω

* MECHANICAL SPECIFICATIONS
HOUSING : A6061 (DIC-547, Liquid Matt Texture)
CONNECTORS : MBsBD(C3604BD-F) (SUCO Plate)
CONNECTORS PINS : Beryllium Copper (Silver Plate)
INSULATORS : TEFLON

* ENVIRONMENTAL SPECIFICATIONS
-40~+70°C
IP68

TOLERANCE	Decimal ±0.3	DATE 2015. 09. 14.	KJ COMTECH KJ COMTECH CO.,LTD.	RF & MICROWAVE TECHNOLOGY Tel : 82-32-347-8015 Fax : 82-32-347-8017
	Angle ±1°	APPROVED BY J.H.YOUN	TITLE 2WAY POWER SPLITTER	
MATERIAL A6061		CHECKED BY T.J.KIM		
		DRAWN BY S.L.SON	A3	DWG NO. PS00133-6/1
FINISH DIC-547(Ivory)		SCALE 1/1	UNIT mm	REVISION 1 SHEET 1 of 1