REVISION				
REV	DESCRIPTION	DRAWN	APPR	DATE
1	Initial Registration	S.L.SON	J.H.YOUN	2014.04.03.
2	Catalogue	S.L.SON	J.H.YOUN	2015.10.19.

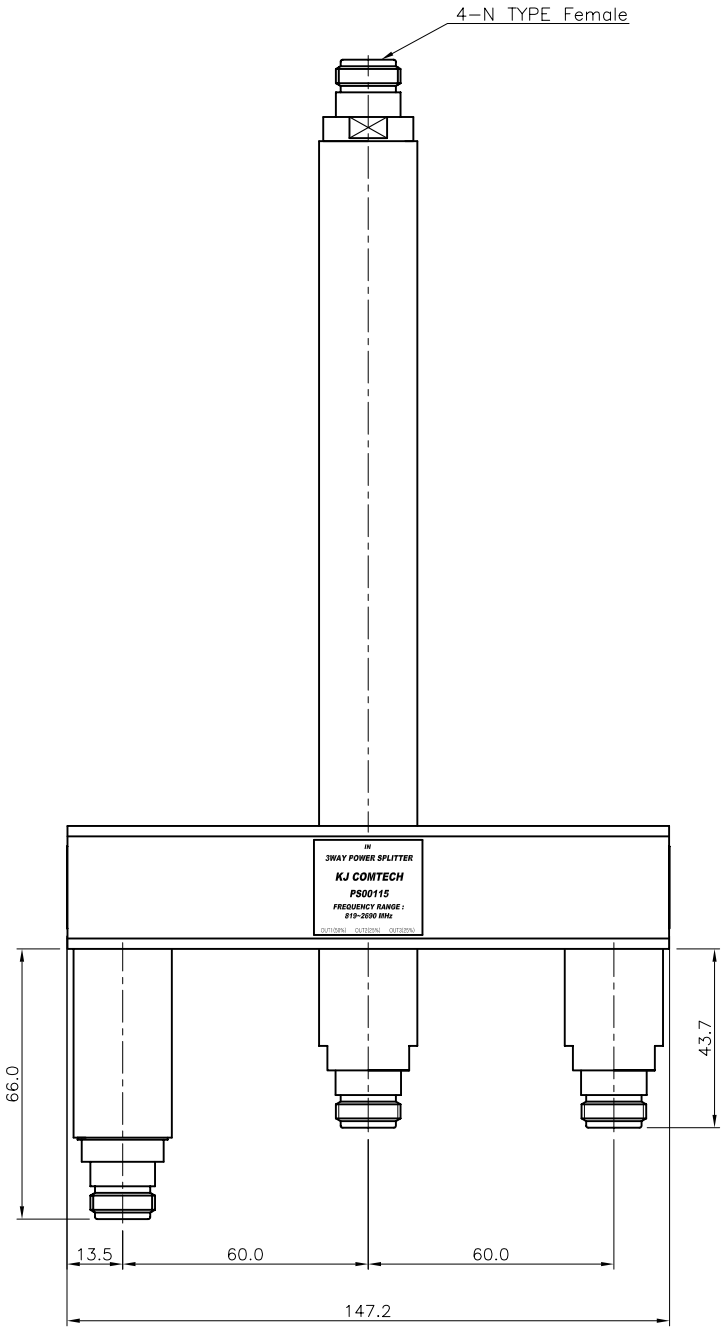

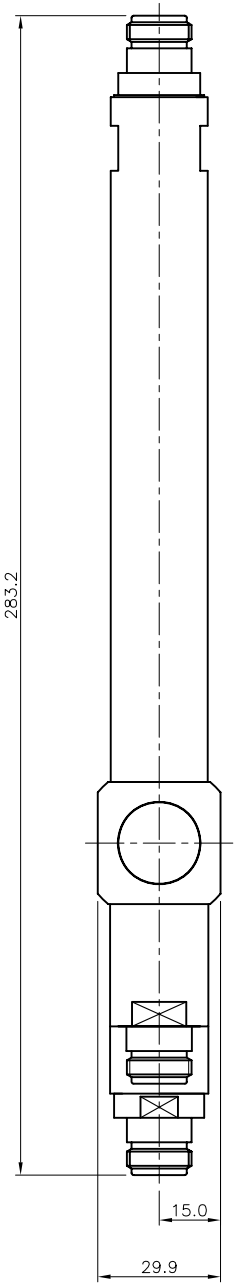

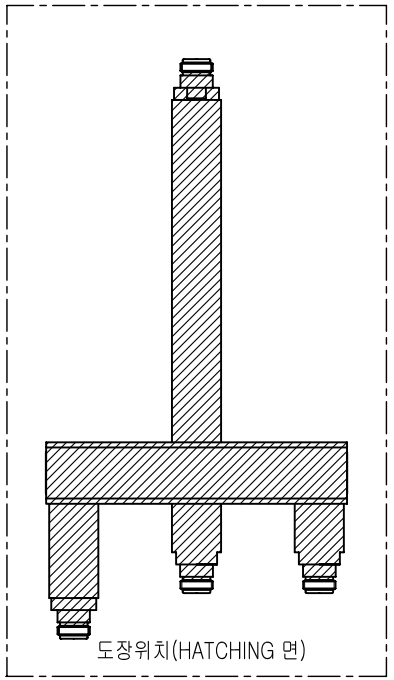

* ELECTRICAL SPECIFICATIONS
Frequency Range : 819.0 ~ 960.0MHz
1710.0 ~ 1870.0MHz
1885.0 ~ 2170.0MHz
2300.0 ~ 2400.0MHz
2500.0 ~ 2690.0MHz
Insertion Loss (Max.) : 50% - 3.4dB
25% - 6.4dB
Input V.S.W.R (Max.) : 1.2 : 1
PIM (Max.) : 3th -150.0dBc
(@43.0dBm 2Tone)
Power Handling (Max.) : 300.0W
Impedance : 50.0Ω
Temperature Range : -40 ~ +70°C

* MECHANICAL SPECIFICATIONS
HOUSING : A6061 (샌드#20 KJ컴텍 Texture,Lucoat SR 브라운 EM 4133무광)
CONNECTORS : MBsBD (SUCO Plate)
CONNECTORS PINS : Beryllium Copper (Silver Plate)
INSULATORS : TEFLON

TOLERANCE	Decimal ±0.3	DATE	2015. 10. 19.	KJ COMTECH CO.,LTD. RF & MICROWAVE TECHNOLOGY Tel : 82-32-347-8015 Fax : 82-32-347-8017
	Angle ±1°	APPROVED BY	J.H.YOUN	
MATERIAL	MBsBD	CHECKED BY	T.J.KIM	TITLE 3WAY UNEQUAL POWER SPLITTER (N-TYPE CONNECTOR)
FINISH	주기란 참조	DRAWN BY	S.L.SON	
		SCALE 4/5	UNIT mm	A3 DWG NO. PS00115-6/2
				REVISION 2 SHEET 1 of 1