REVISION		
REV	DESCRIPTION	DATE
IR	최초 개정	2009.03.30.

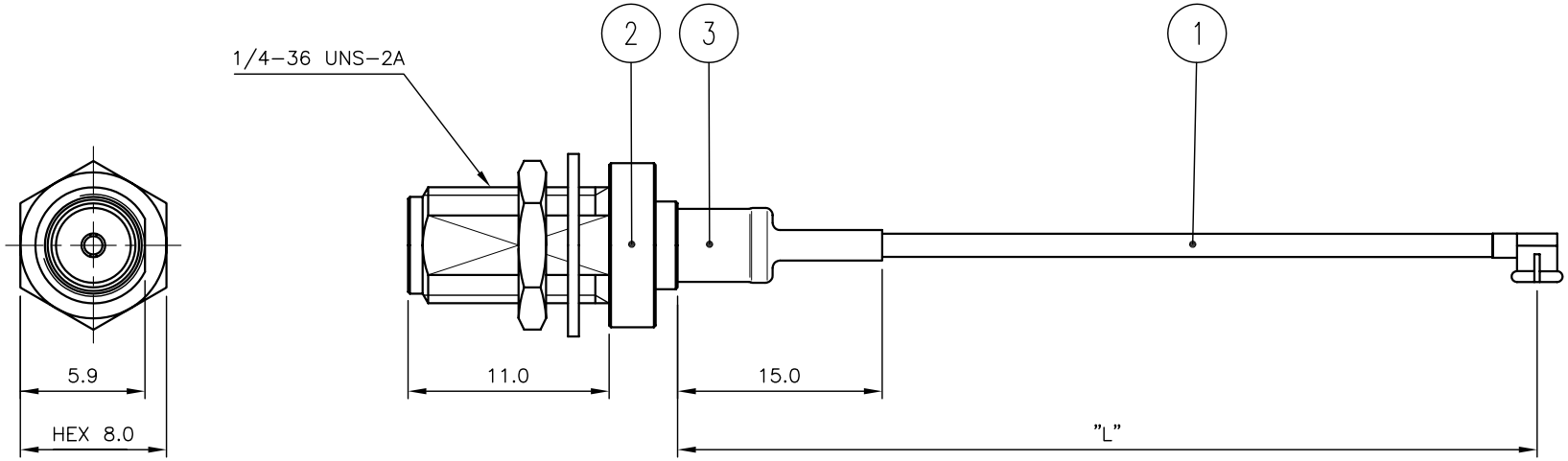

* ELECTRICAL SPECIFICATIONS
Impedance : 50Ω
Frequency Range : DC ~ 6GHz
V.S.W.R (Max.) : 1.2 : 1
Electric Power : 2W

Notes

1. RoHS & Pb-FREE

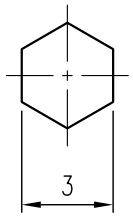

Crimping Tool Size

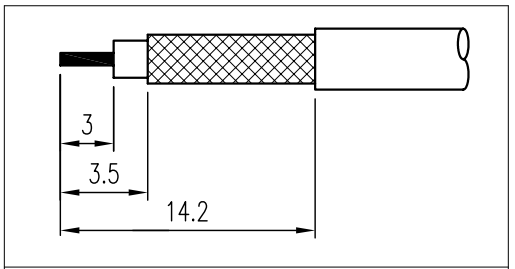

CABLE STRIPPING

NO.	DESCRIPTION	Q'TY	VENDER	PART NO.	RAMARKS
3	BONDING TUBE	1	SUMITOMO	ATU00003-N/1	⌀3x15 (Black)
2	CONNECTOR	1	KJ COMTECH	CN01054-7/2	SMA(F)BH
1	RF CONN , & CABLE ASS'Y	1	KAE AMPHENOL	ACA00138-N/1	MHC-231 GRAY H.FL-LP-DFS111A(01) BLACK

CUSTOMER

CUSTOMER CODE

CABLE LENGTH TOLERANCE
0 ~ 1000mm : +5, -0
1000 ~ 2000mm : +10, -0
2000 ~ 3000mm : +15, -0
3000 ~ 4000mm : +20, -0
4000 ~ 5000mm : +25, -0
5000 ~ : +10%

DATE	2009. 03. 30.
APPROVED BY	S.J.YOUN
CHECKED BY	E.H.KIM
DRAWN BY	I.C.KIM
CHECKED BY	
SCALE N/S	UNIT mm

KJ COMTECH
KJ COMTECH CO.,LTD.

RF & MICROWAVE TECHNOLOGY
Tel : 82-32-347-8015
Fax : 82-32-347-8017

TITLE CABLE ASS'Y

A4

DWG NO.	CF00433-7/1
DETAIL NO.	
REVISION	I R
SHEET	1 of 1